






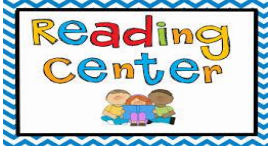








Mrs. Crawley - 1st Grade

October 10th through October 14th

** Plans are subject to change based on difficulty and schedule changes throughout the week. **

Monday	Tuesday	Wednesday	Thursday	Friday
8:45 – 9:20 Bell Work – take activity from Mon. basket; teacher works with folder friends; AR	8:45 – 9:20 Bell Work – take activity from Tues. basket; teacher works with folder friends; AR	8:45 – 9:00 Bell Work – take activity from Wed. basket; teacher works with flashcard friends		
9:15 – 10:00 <u>Word Wall</u> – go over new word wall words: but, be, down some, there, one <u>Phonics</u> – Unit 7 Lesson 5 use students workbooks p.28 to read phrases & p. 29 to spell words with short vowels & digraphs sh or th (LG – TSW accurately articulate phonemes in heart words; accurately read phrases & sentences; accurately spell words)	9:15 – 9:45 <u>Phonics</u> – Unit 8 Lesson 1: Review letter sounds & words already learned; learn the sounds for 3 new consonant letters: b, x, & z; learn 5 new heart words: one, had, by, but, & not (LG – TSW build automatic recognition of grapheme-phoneme combinations & heart words)	9:00 – 9:30 Extra PE 		
9:45 – 10:15 <u>Math</u> – complete doubles review & practice <u>Handwriting</u> – complete practice on name; teacher monitors as students write	9:45 – 10:15 <u>Math</u> – complete doubles review & practice <u>Handwriting</u> – complete practice on magic c & letter a; teacher monitors work as students write	9:30 – 10:00 <u>Visit the Bookfair</u> 10:00 – 10:30 <u>Phonics</u> – Unit 8 Lesson 2: finger stretch words with the short & long a & i phonemes; listen & name if a word has short or long a or I; add new phonemes to end of words (LG – TSW accurately segment phonemes with short vowel sounds)		
10:15 – 10:25 Morning Recess 10:25 Go over centers	10:15 – 10:25 Morning Recess 10:30 Go over centers			
10:30 – 12:00 <u>Guided Reading</u> : listen to students read (each begins reading as they come to the table so they end up in different places); introduce new books; read at home (use iPad for lesson as needed) (4 students) <u>Centers</u> : 1 <u>Word Work</u> – build & write week 7 phonics words (2 students)	10:30 – 12:00 <u>Guided Reading</u> : listen to students read (each begins reading as they come to the table so they end up in different places); introduce new books; read at home (use iPad for lesson as needed) (4 students) <u>5 Writing</u> – work on making spiders <u>Centers</u> Centers are the same as	10:30 – 11:00 <u>Reading</u> – teacher works with folder friends; AR read/test/library time for class 11:00 – 12:00 <u>Writing</u> – students complete spider writings <u>Fun Friday on Wednesday</u> – students finish unfinished center work then play with rainy day box toys		

<p>2 <u>Listening</u> – IXL reading (4 students)</p> <p>3 <u>Library</u> – read; test; go to library (4 students)</p> <p>4 <u>Sorting</u> – sort fall words in abc order; write (2 students)</p> <p>5 <u>Writing</u> – work on creating firehouse dog (4 students)</p> <p>(LG – TSW be able to use phonics skills to decode words)</p>	<p>Tuesday just switched around so everyone gets a chance to go to each center. Review each center with students</p> 		<p>Only!</p>	
<p>12:00 – 12:30 Lunch</p>	<p>12:00 – 12:30 Lunch</p> 	<p>12:00 – 12:30 Lunch (Cafeteria Duty)</p>		
<p>12:30 – 12:50 Recess</p>	<p>12:30 – 12:50 Recess</p> 	<p>12:30 – 12:50 Recess (Recess Duty)</p>		
<p>12:50 – 1:15 <u>Scholastic News</u> – <i>Meet a Fire Dog</i> – watch video, read, discuss, & complete</p> <p>LG – TSW be able to discuss current events</p>	<p>12:50 – 1:15 <u>Science Spin</u> – <i>A Cute Spider</i> – watch video, read, discuss, & complete</p> <p>LG – TSW be able to discuss current events</p>	<p>12:50 – 1:25 <u>All About Me</u> – Listen & learn as Sarah shares her all about me with the class</p> 		
<p>1:20 – 2:10 Specials STEAM</p> 	<p>1:20 – 2:10 Specials Indian Culture</p> 	<p>1:25 – 2:10 Specials Computers</p> 		
<p>2:10 – 3:20 <u>Read Aloud</u> – Amazing World of Spiders; discuss</p> <p>LG – TSW be able to listen to & discuss a story read to them.</p> <p>Review differences in spiders & insects; cut & glue tell about them page; write something else learned about spiders</p> <p>LG – TSW be able to write about NF topics</p>	<p>2:10 – 3:10 <u>Writing</u> – teacher models how to complete a spider writing; students begin writing</p> <p>LG – TSW be able to write about NF topics</p> <p>Read Aloud: <i>Hoot & Peep</i></p> <p>3:10 – Prepare for Home</p>	<p>2:10 – 2:20 Teacher goes over reading book # totals & awards Early Out!</p>		

3:25 – Dismiss Early Bus and I.E. 3:30 – Dismiss Car & Bus